

14 BACKWARD DISTRICTS IN 14 STATES INDIA

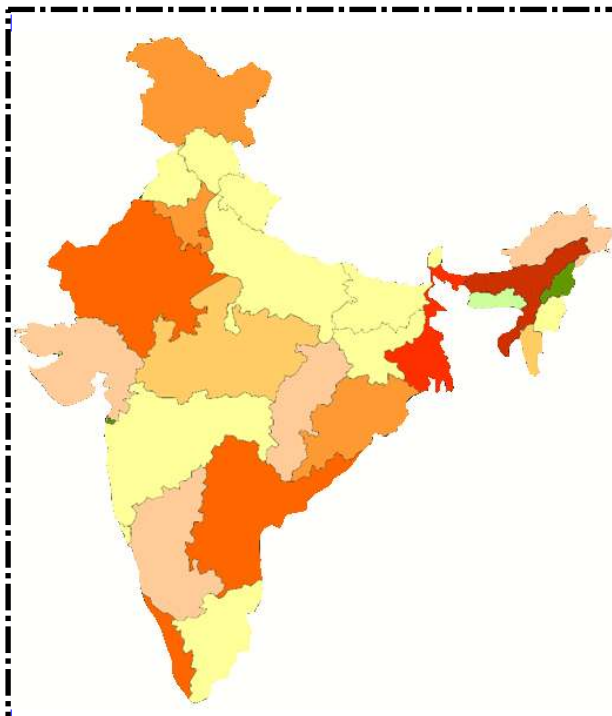
R. G. Gupta (M: 09811018374) City / Policy Planner
 email : ram_gopal_gupta@yahoo.co.in
 web : www.rgplan.org ; blog. www.ramgopalgupta.blog.com



DETAILS OF 14 BACKWARD DISTRICTS IN 14 STATES IN INDIA

R.G. GUPTA
 POLICY/CITY PLANNER
 (M) 98110-18374

1	Andhra Pradesh	MAHBUBNAGAR
2	Arunachal Pradesh	ANJAW
3	Assam	DHUBRI
4	Bihar	ARARIA
5	Chhattisgarh	BASTAR
6	Haryana	MEWAT
7	Karnataka	YADGIRI
8	Jammu & Kashmir	RAMBAN
9	Jharkhand	SAHIBGANJ
10	Madhya Pradesh	BARWANI
11	Nagaland	MON
12	Orissa	RAYAGADA
13	Rajasthan	JAISALMER
14	Uttar Pradesh	SHRAWASTI



33 figures for all India. The school are hard-pressed for teachers.

Overcrowding in classes : SCR is most distressing (30 in Primary Schools) as compared to 32 on all India level and 89 for Andhra Pradesh in 2009-2010.

Percentage if Schools with over 50 students goes only 52.6% in Primary only and lower in higher grades shows the shortage of classrooms and not students.

Percentage of schools with PTR over 100 is very high in Primary only schools.

16% student's dropout in Class V. Remedial measures should be taken to correct this serious flow.

Condition of classrooms : Total classrooms for all classes are 19572. Out of 7938 Classrooms of Primary Schools: 72% in good condition, 21.4% need minor repairs and 6.6% need major repairs.

The same trend continues with Higher categories of schools. Sub-standard classrooms immediate repairs required.

Condition of Buildings: Out of total 2436 schools: 1934 are pucca; 26 partially pucca, 5 kuccha, 3 in tents, 416 multiple type and 452 in open spaces. Proper construction of school buildings required.

Qualification of Teachers : Total number of teachers is 25667: Out of this 1.19% below Secondary; 11.2% Secondary, 16.5% Higher Secondary, 50.2% Graduates, 19.3% Post Graduate, 0.36% Mi.Phil and 153 are of other qualifications. Quality of education of teachers needs serious improvement.

Medium of Instructions : 33276 students opted for Telugu, 53559 opted for English, 15361 opted for Urdu and 1028 opted for Kannada.

Chances of getting jobs for those who have opted for languages other than Telugu and English are remote.

SOURCE: Datas have been taken from the In-depth analysis of District Elementary Education Report Card 2007-2009 issued by NUEPA on the states of literacy.

1 STATE

ANDHRA PRADESH

DISTRICTS

MAHBUBNAGAR

LITERACY	MALE	FEMALE
2011	66.27%	45.65%
2001	55.63%	31.89%

40TH LOWEST FEMALE LITERACY AMONG 644 DISTRICTS OF INDIA



TOTAL NUMBER OF SCHOOLS	2939
TOTAL NUMBER OF TEACHERS	25664

Among 2939 Primary Schools : 36% are Single classroom schools, 8.8% Primary only Schools are single teacher school, 7.7% have student classroom ratio over 60. Of this 1015 Primary + Upper Primary Schools 11.3% suffer the same fate.

Huge overcrowding in classrooms in Primary + Secondary + Higher Secondary Schools. Upper Primary Schools and Upper Primary + Secondary schools are also recorded.

More teachers and classrooms are required.

Under 2007-2008: Total students for Primary Classes is 369526 and in Upper Primary Classes 1774265 i.e. total 543791 students.

PTR (Pupil Teacher Ratio)

25 in Primary Schools, 25 in all Schools in 2009-2010, 22 in Primary + Upper Primary Schools, above 30 in all districts of Andhra Pradesh and

2

STATE

ARUNACHAL PRADESH

DISTRICTS

ANJAW DISTRICT

TOTAL POPULATION

LITERACY	MALE	FEMALE
2011	69.54%	46.39%
2001	51.56%	21.57%

TOTAL NUMBER OF SCHOOLS 102

TOTAL NUMBER OF TEACHERS 234

Out of 87 Primary Schools: 58.6% Single Classroom Schools; 70.1% Single Teacher Schools and 1.1% Schools have student classroom ratio over 60 which is a commendable phenomenon shortage of classrooms and teachers.

Percentage of Schools with common toilets
19.5% Primary Schools; 27.3% Primary + Upper Primary Schools and 1.1% Schools with girls toilet in Primary Schools and 9.1% in Primary + Upper Primary Schools.

Under 2007-2008 Number of students in Primary Classes is 3360 and Upper Primary Classes is 627 i.e. a total of 3981 students.



PTR (Pupil Teacher Ratio) in the District was 15 in Primary Schools; 15 in Primary + Upper Primary Schools; 27 in Primary + Secondary + Higher Secondary Schools; 33 in Upper Primary only and 10 in Upper Primary + Secondary Schools. All lower than all India Averages.

SCR (Student-Classroom Ratio) is all within all India figures.

These low figures are possibly because of very low density of 3 persons per sq.km. of the district.

Dropout rate in Class V is 27.3%. Remedial measures need to be taken to correct this serious flow.

Condition of class rooms: There are 192 classrooms for all classes. Out of 88 classrooms of Primary Schools: 43 (54.2%) are in good condition, 35 need minor repairs and 5 Schools need major repairs. The same trend continues with higher categories of Schools.

Sub-Standard Classrooms need immediate repairs.

Condition of Buildings of the total 101 Schools:

36 Pucca; 17 Partially Pucca, 4 Kuccha, 41 in tents and 4 multiple type. Proper construction of the buildings required.

Qualification of Teachers : Total number of teachers are 190; Out of this 2.1% below Secondary education; 1% Secondary education, 39% Higher Secondary, 43.68% Graduates and 14.7% are Post Graduates.

Those teachers who have qualifications less than graduation, should be encouraged to study

further and acquire higher education so that the level of literacy in the district can be lifted to respectable level.

Medium of Instructions : Out of the total 3981 students, 3926 used English, 16 used Hindi and 39 used other languages.

Chances of getting jobs by those who opted for languages other than English are remote. Students should be encouraged to use English Medium.

SOURCE: Datas have been taken from the In-depth analysis of District Elementary Education Report Card 2007-2009 issued by NUEPA on the states of literacy.

3

STATE

ASSAM

DISTRICTS

DHUBRI DISTRICT

TOTAL POPULATION

LITERACY	MALE	FEMALE
2011	55.84%	40.02%
2001	64.20%	54.26%

TOTAL NUMBER OF SCHOOLS 4683

TOTAL NUMBER OF TEACHERS 12962

Among 3647 Primary Schools: 80.9% are Single classroom schools, 6% are single teacher schools, 49.4% schools have student classroom ratio over 60.

Of the 67 Primary + Upper Primary Schools, 46.3% suffer the same fate.

Huge overcrowding in classrooms in Primary + Secondary + Higher Secondary Schools. Upper Primary Schools and Upper Primary + Secondary schools are also recorded.

This pathetic state of affairs calls for immediate recruitment of more teachers and construction of more classrooms.

Total students for Primary Classes is 357,305 and in Upper Primary Classes 137,482 i.e. total 494,787 students.

PTR (Pupil Teacher Ratio)

55 in Primary Schools as compared to 57 in all schools in 2009-2010. PTR in Primary + Upper Primary Schools, 23 in all districts of Assam. This figure for All India is 32.

This shows how schools are hard-pressed for staff.



Overcrowding in classes : SCR in the district is most distressing (73 in Primary Schools) as compared to 32 on all India level and 30 for Assam in 2009-2010.

Percentage if schools with less than 50 students goes, 36.2% of 3647 Primary only schools or 1320 schools suffer from it.

Dropout rate in Class V is 18%. Remedial measures to correct this serious flow are required.

Condition of classrooms : There are 8299 classrooms for all classes. Looking at Primary Schools having 2021 classrooms we note. Out of this 20.5% are in good condition, 29.6% need minor repairs and 49.9% need major repairs.

Sub-standard classrooms needs immediate repairs required.

Condition of Buildings : There are 4690 buildings of schools: Out of this 714 are pucca; 669 partially pucca, 2741 kuccha, 30 in tents, 512 multiple type and 3 in open spaces. Proper construction of school buildings required.

Qualification of Teachers : Total number of teachers is 12766: Out of this 2.67% below Secondary, 28.29% Secondary, 35.69% Higher Secondary, 31.3% Graduates, 1.36% Post Graduate, 0.07% M.Phil and 76 are of other qualifications.

Quality of education of teachers needs serious improvement.

Medium of Instructions : Out of 508,861 students, 97.49% used Assamese, 1% used Bodo, 0.9% used Bengali, 2027 students used Hindi and 260 students used English.

Chances of getting jobs for Hindi and English mediums opted students good. But for those who opted for other medium chances are remote.

SOURCE : Datas have been taken from the In-depth analysis of District Elementary Education Report Card 2007-2009 issued by NUEPA on the states of literacy.

4

STATE

BIHAR

DISTRICTS

ARARIA DISTRICT

TOTAL POPULATION

LITERACY	MALE	FEMALE
2011	64.15%	45.18%
2001	46.38%	22.37%

TOTAL PRIMARY SCHOOLS 1656

TOTAL NUMBER OF TEACHERS 8294

Among 1204 Primary Schools: 5.9% are Single classroom schools, 6% are single teacher schools, 53.7% schools have student classroom ratio over 60.

Of the 391 Primary + Upper Primary Schools suffer the same fate.

Huge overcrowding in classrooms in Primary + Secondary + Higher Secondary Schools.

Immediate recruitment of teachers and also construction of more classrooms required.

Under 2007-08 Total number of students for Primary Classes is 439,669 and in Upper Primary Classes 62,342 i.e. total 502,011 students.

PTR (Pupil Teacher Ratio)

57 in Primary Schools as compared to 57 in all schools in 2009-2010. It goes up to 69 in Primary + Upper Primary Schools. This figure for all India is 33.

Schools are hard-pressed for staff.

Students Classrooms Ratio -139 in Primary Schools as compared to 32 on all India level and 89 for Bihar in 2009-2010.

Percentage of schools with less than 50 students goes only 4.7% in Primary only and lower in higher grades. This shows shortage of classrooms not students. Percentage of schools with PTR over 100 is very high.



In Mewat area is educationally most backward part of the state and literacy rate is 44%; Male 61.53% and Female 24.26% which is abysmally low.

The promote the education level of district Mewat, the agency has proposed an outlay of Rs. 8500.00 lakhs under 12th Five Year Plan and Rs. 500.00 lakh under SCSP (Schedule Caste Sub Plan) component. Therefore, the agency has proposed an amount of Rs. 1245 lakhs under education component for the year 2012-13 and Rs. 50.00 lakh under SCSP component for the year 2012-13.

Education is top priority of Mewat Development Board. Special emphasis will continue to be laid on quality of education.

Industrial Vocational and Off-Farm Training: To import training in various job oriented trades and



In Class V, Dropout rate is 63% more than half of all students. Remedial measures should be taken to correct this serious flow.

Condition of classrooms : There are 4253 classrooms for all classes. Primary Schools have 2021 classrooms of which 5% in good condition, 37% need minor repairs and 13.8% need major repairs.

Same trend continues with higher classes. Immediate repairs required.

Condition of Buildings: There are 1656 buildings of schools: Out of this 762 are Pucca; 90 Partially Pucca, 29 Kuccha, 20 in Tents, 352 Multiple type and 399 in Open spaces. Proper construction of school buildings required.

Qualification of Teachers :

Total number of teachers are 8,294: Out of this 4% below Secondary education; 17.5% Secondary education, 45.8% Higher Secondary, 21.7% Graduates, 8.25% Post Graduate, 0.8% M.Phil and 153 are of other qualifications.

Quality of education of teachers needs serious improvement.

Medium of Instructions: Number of students with English medium is the lowest and those with Hindi medium is the highest.

Chances of getting jobs for those having languages other than English and Hindi medium are remote.

SOURCE : Datas have been taken from the In-depth analysis of District Elementary Education Report Card 2007-2009 issued by NUEPA on the states of literacy.

Enrolment : Under 2007-08 the total number of students enrolled for primary classes is 206,871 and for upper primary classes is 50,677 i.e. total 257,548 students.

PTR (Pupil Teachers Ratio) in the district was 33 in Primary Schools as compared to 27 in all schools in Chhattisgarh in 2009-2010. It goes up to 21 in Primary + Upper Primary Schools but PTR in Chhattisgarh was 27 as per NUEPA.

SCR (Students Classroom Ratio) in the district was 25 in Primary only Schools; 28 in Primary + Upper Primary; 22 in Primary + Secondary + Higher Secondary Schools, 26 in Upper Primary and 17 in Upper Primary + Secondary schools.

Dropout rate in Class V is 20.0. Remedial measures should be taken to correct this serious flow.

Condition of classrooms : 10,324 classrooms for all schools are there. Of the total 6,883 classrooms of Primary Schools, 3903 (56.7%) are in good condition, 2292 (33.3%) need minor repairs and 688 (10%) need major repairs. The same trend continues with higher categories of schools.

Construction of buildings of schools : Of the total 4146 schools, 2749 are pucca, 231 partially pucca, 6 kuccha, 765 multiple type and 391 are operating in the open, without buildings. District administration must immediately ensure proper construction of the schools, especially where 391 schools are operating without buildings.

Qualification of teachers : Of the total 7580 regular teachers and 3333 Para teachers: Out of 7580 regular teachers: 710 (9.36%) below Secondary education, 439 (5.79%) Secondary education, 2672 (35.25%) Higher Secondary, 1704 (22.48%) Graduates, 1954 (25.77%) Post Graduates, 28 (0.36%) M. Phil and 73 (0.96%) are other qualifications. Quality of education of teachers needs serious improvements.

Enrolment by medium of instructions : In case of Bastar, 257,548 total students, 256,130 students used Hindi, 839 used English and 39 students used Sanskrit. Those students who used English stand some chance of finding jobs.

disciplines, a provision of Rs. 550 lakhs has been made under 12th Five Year Plan.

Female literacy rate of Mewat district in 2011 was 7th lowest among all the 644 districts of India.

Number of Primary Schools and the total number of schools – 776

Total number of teachers of all schools – 3759

Out of 563 Primary Schools: 6.7% are single classroom schools, 4.4% single teacher schools and 40.4% primary only schools with student classroom ratio over 60.

Out of the 86 Primary + Upper Primary schools, 76% schools too, suffer the same fate.

Huge overcrowding in classrooms in Primary + Secondary + Higher Secondary schools, Upper Primary and Upper Primary + Secondary schools are also recorded.

This calls for immediate recruitment of more teachers, as also construction of more classrooms.

Enrolment for Primary classes – Under 2007-2008, total students enrolled for Primary classes is 134,612 and for Upper Primary Schools is 20,873 i.e. total 155,485.

PTR (Pupil Teacher Ratio) in the Mewat District in Primary schools in 2009-10 is 48; Primary + Upper Primary is 33 and for All India is 32. This shows how the schools are hard pressed for teachers.

SCR (School-classrooms Ratio) – Student classrooms ratio in the district is most depressing (59 in Primary Schools) as compared to 32 on all India level and 32 for Haryana in 2009-2010.

Dropout rate of 22.20% students in Class V is more than one fifth of all students. Remedial measures should be taken to correct this serious flow.

5 STATE CHHATTISGARH DISTRICTS BASTAR DISTRICT

TOTAL POPULATION		
LITERACY	MALE	FEMALE
2011	56.75%	44.49%

2nd lowest Female Literacy 44.49% among all 644 districts of India.

TOTAL PRIMARY SCHOOLS	4177
<i>(Govt. + Private)</i>	
TOTAL NUMBER OF TEACHERS	10939
<i>(Govt. + Private)</i>	

Out of 2844 Primary Schools : 159 (5.6%) are single classroom schools, 637 (22.4%) schools are single teacher schools and 142 (5%) Primary schools are with student classroom ratio are 60.

Huge overcrowding in classrooms in Primary + Secondary + Higher Secondary schools, Upper Primary Schools and Upper Primary + Secondary schools is also recorded.

6 STATE HARYANA DISTRICTS MEWAT DISTRICT

TOTAL POPULATION		
LITERACY	MALE	FEMALE
2001	79.25	56.31
TOTAL PRIMARY SCHOOLS	5,651	
TOTAL NUMBER OF TEACHERS		

Condition of class rooms: There are 3087 classrooms for all classes. Out of 2085 classrooms of Primary Schools: 69.3% Primary Schools are in good condition, 19.8% need minor repairs, 10.9% need more repairs. The same trend continues with higher categories of schools.

Condition of Buildings of the 775 Schools : 733 Pucca; 9 are multiple type and 33 operating in the open without building.

These buildings should be made pucca immediately.

Qualification of Teachers : Total number of teachers are 3759: Out of this 4.2% below Secondary education; 10.8% Secondary education, 21.0% Higher Secondary, 40.9% Graduates, 22.1% Post Graduate and 0.41% are M. Phil and 8 nos. are other qualifications.

Quality of education of teachers needs serious improvements.

Medium of Instructions: 97.93% opted for Hindi Medium; 1.9% opted other languages and 201 opted for English medium.

SOURCE : Datas have been taken from the In-depth analysis of District Elementary Education Report Card 2007-2009 issued by NUEPA on the states of literacy.

7 STATE

JAMMU & KASHMIR

DISTRICTS

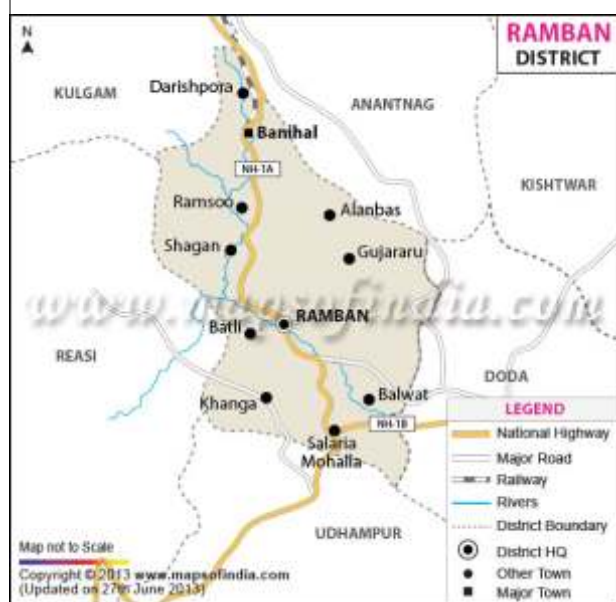
RAMBAN DISTRICT

TOTAL POPULATION

LITERACY	MALE	FEMALE
2011	71.97%	40.04%

Ramban district has the 12th lowest Female literacy among all 644 districts of India.

TOTAL PRIMARY SCHOOLS	537
TOTAL NUMBER OF TEACHERS	1976



Out of 363 Primary Schools : 28.4% (103) are single classroom schools. Similarly, 31% of 137 Primary + Upper Primary Schools i.e. 4 schools are single classroom schools. 20.7% of 363 Primary Schools or 75 schools are single teacher schools.

Enrolment : Under 2007-08 total students for Primary classes are 28,133 and for Upper Primary classes are 12,194 i.e. a total of 40,327 students.

Condition of classrooms : In Ramban district, the schools had 1652 classrooms of which 738 were for Primary only schools. In this category 300 classrooms were in good condition; 289 need minor repairs and 149 need major repairs.

In Primary with Upper Primary schools, there were 599 classrooms of which 255 were in good condition, 224 needed minor repairs and 119 needed major repairs.

Conditions of School buildings: Out of 526 buildings, 94 are Pucca, 313 Partially Pucca, 46 are Kuccha, 73 are Multiple type and 11 are without building.

Qualification of Teachers : Out of 1364 teachers surveyed: Out of this 24 were below Secondary education; 310 were Secondary education, 414 were Higher Secondary, 413 were Graduates, 197 were Post Graduate and 6 were M. Phil.

Medium of Instructions : Out of total 40,144 passing out students, 39,835 used English medium and 309 used Urdu.

SOURCE : Datas have been taken from the In-depth analysis of District Elementary Education Report Card 2007-2009 issued by NUEPA on the states of literacy.

8 STATE

JHARKHAND

DISTRICTS

SAHIBGANJ DISTRICT

TOTAL POPULATION

LITERACY	MALE	FEMALE
2011	62.65%	44.31%
2001	47.93%	26.56%

33th lowest Female literacy among 644 districts of India.



Out of 1172 Primary only Schools : 202 are single teacher schools. 235 schools have SCR 60. Which means 60 students crammed in one class resulting in severe stress to the faculty and unhealthy conditions.

In Primary + Upper Primary Schools this ratio is 58.4%.

PTR goes up to 51 in Primary + Upper Primary Schools. This figure for All India is 32. We can guess how the schools are hard pressed for staff. The student classroom ratio (SCR) in the district is more distressing (117 in Primary Schools) as compared to 32 on all India level and 47 for Jharkhand in 2009-10.

Condition of classrooms : There are 3150 classrooms for all classes. Looking Primary Schools having 1256 classrooms we note that just 64.2% are in good condition, 21.6% need minor repairs and 14.2% need major repairs. The same trend continues with higher categories of schools. This endangers the lives of so many students due to sub-standard classrooms immediate repairs is required for these schools.

Conditions of the buildings of schools : Of the total 1656 schools, 762 are pucca, 90 are partially pucca, 29 are kuccha, 20 are housed in tents, 352 are multiple type and 399 are operating in the open buildings.

The district administration should ensure proper construction of the schools especially where 399 schools are operating without buildings.

Teachers : Quality of education of teachers needs serious improvement. In-service faculty should be encouraged to acquire higher qualifications through engagement, recognition and incentives.

Qualification of Teachers : Total number of teachers are 5394: Out of this 3.15% below Secondary education; 14.12% Secondary education, 28.10% Higher Secondary, 39.19% Graduates, 12.68% Post Graduate and 28 are M. Phil. And 12 are other qualifications.

Medium of Instructions : Out of the total 267,478 students, 252,189 opted for Hindi medium, 12,954 are opted for Urdu, 1136 are opted English and 369 are opted for Bengali. Chances of getting jobs who opted for Urdu and Bengali medium are limited.

Sources : Datas have been taken from the In-depth analysis of District Elementary Education Report Card 2007-2009 issued by NUEPA on the states of literacy.

9 STATE

KARNATAKA

DISTRICTS

YADGIR DISTRICT

TOTAL POPULATION

LITERACY	MALE	FEMALE
2011	63.33%	41.31%
2001	51.35%	28.32%

17th lowest Female Literacy (41.31%) among 644 districts of India.

TOTAL PRIMARY SCHOOLS	2025
TOTAL NUMBER OF TEACHERS	14106

Among 1520 Primary Schools : 10.1% (153) are single classroom schools and 6.2% or 94 schools are single teacher schools.

Of the 502 Primary + Upper Primary Schools, 48.6% or 243 schools have Students Classroom ratio over 60.

Enrolment : Under 2007-08 total students enrolled for Primary Classes 512,142 and for Upper Primary Classes 121,238 i.e. total 633,380 students.

PTR (Pupil Teacher Ratio) in the district was 48 in Primary Schools as compared to 57 in all schools in 2009-10. In Primary + Upper Primary Schools PTR was 58 as compared to 33 in All India.

Percentage of schools with PTR over 100 is very high at 6.7% in Primary and 10.8% in Primary + Upper Primary.

Students Classroom Ratio – SCR more distressing. 100 in Primary Schools as compared to 32 in all India level in 2009-2010.

Dropout rate in Class V is 17.9%.



Condition of classrooms : There are 5875 classrooms for all classes. Out of 3011 classrooms of Primary Schools: 48.8% (1,469) are in good condition, 31.6% (951)

need minor repairs and 19.6% (590) need major repairs. The same trend continues with higher categories of schools.

Conditions of the Schools buildings: Of the total 2024 schools, 610 (30%) are pucca, 142 (7%) are partially pucca, 30 (1.48%) are kuccha, 4 are housed in tents, 727 (35%) are multiple type and 511 (25.24%) without buildings.

Qualification of Teachers : Out of 11,779 teachers, 103 below Secondary education; 1199 Secondary education, 4275 Higher Secondary, 4772 Graduates, 1326 Post Graduate, 78 M. Phil. and 27 other qualifications.

Enrolment by medium of Instructions: Out of the total 579,214 students, 505,886 (87.34%) used Hindi, 46,626 (8.04%) used other languages, 19,284 (3.3%) used Urdu, 4,471 (0.7%) used English and 0.5% used Sanskrit.

SOURCE: Datas have been taken from the In-depth analysis of District Elementary Education Report Card 2007-2009 issued by NUEPA on the states of literacy.

10 STATE
MADHYA PRADESH
DISTRICTS
BARWANI DISTRICT

TOTAL POPULATION

LITERACY	MALE	FEMALE
2011	50.23%	43.07%

26th lowest Female literacy (43.07%) among 644 districts of India

TOTAL PRIMARY SCHOOLS	
TOTAL NUMBER OF TEACHERS	6517

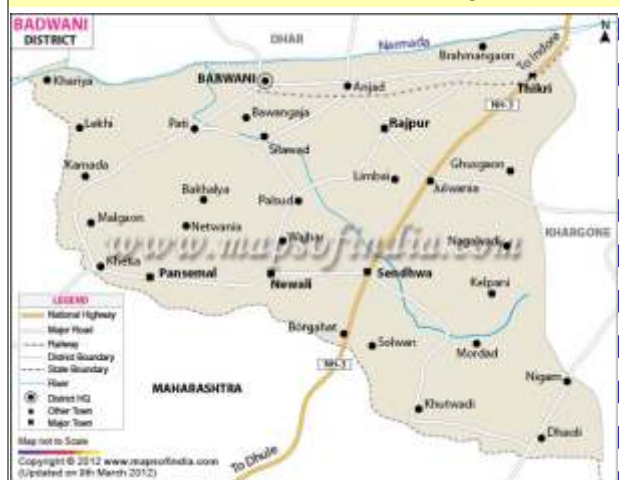
In 2007-08 Number of Primary Schools and the total number of Schools works our 2825.

- Total number of teachers 6517
1. Primary only Single classroom schools 243
 2. Primary only Single teacher schools 243 (M.P. Ratio is 14.15% and All India 9.33%0
 3. 265 Primary only schools with SCR over 60. MP's SCR is over 60 i.e. 15.40% and all India percentage is 12.21.

Single teacher schools place burden on teachers and schools over SCR 60 make it more difficult infrastructure and teaching strength needs supplementing.

Enrolment for Primary classes is 220,481 and Upper Primary classes is 48,770 i.e. 269,251 students.

Pupil Teacher Ratio (PTR) in Primary schools only is 48, for Primary + Upper Primary schools as 29, Primary + Secondary + Higher Secondary schools as 53 and Upper Primary schools is 29. Madhya Pradesh ratio for all schools in 2009-2010 is 35. This clearly shows that schools are overcrowded and teachers under huge stress.



Student Classroom Ratio (SCR) is 33 in Primary Schools in Barwani, 30 in Madhya Pradesh as per NUEPA and as All India Ratio is 33.

Dropout Rate (DOR) in Class V is 20.7%. One fifth of students drop out in Class V and do not go to Upper Primary School. It is a huge loss to the literacy. It should be investigated by despite all the incentives children discontinue studies after Class V.

Condition of Classrooms : Total classrooms as 8491: 7580 are in good condition, 752 need minor repairs, and 160 need major repairs. Other 1708 classrooms do not fall in any set category and should be altered/repairs, reconstructed to fall in prescribed categories.

Condition of Buildings of Schools : Total Schools in the districts are 2825. Out of this 2663 are pucca, 71 are partially pucca and 61 are multiple type. Partially pucca and multiple type buildings should be upgraded to pucca structure.

Educational Qualification of teachers : Of the total 6516 teachers surveyed: 32 (0.5%) had qualifications below secondary, 190 (2.91%) were secondary, 2489 (38.17%) Higher secondary, 2116 (32.47%) Graduates, 1656 (25.41%) Post Graduates, 32 (0.5%) M. Phil and one held other qualifications.

More female teachers need to be employed so that more female students are attracted to schools and female literacy is encouraged.

Enrolment by Medium of Instructions : Out of a total number of 269251 students, 267459 (99.33%) received instructions in Hindi, 1358 (0.5%) in English language, 1417 in Urdu and 19 in Sanskrit. Use of English as media should be encouraged.

SOURCE : Datas have been taken from the In-depth analysis of District Elementary Education Report Card 2007-2009 issued by NUEPA on the states of literacy.

11 STATE
NAGALAND
DISTRICTS
MON DISTRICT

TOTAL POPULATION

LITERACY	MALE	FEMALE
2011	60.38%	52.39%
2001	46.56%	36.36%

35th lowest Female literacy rate are 52.39% in 644 districts of India

TOTAL PRIMARY SCHOOLS	274
TOTAL NUMBER OF TEACHERS	1777

Out of 181 Primary Schools : 2.2% schools out of 181 Primary Schools are single teacher schools. 5.5% of 181 schools have SCR over 60. 2.25% of 28 Primary + Upper Primary schools have the same problems.

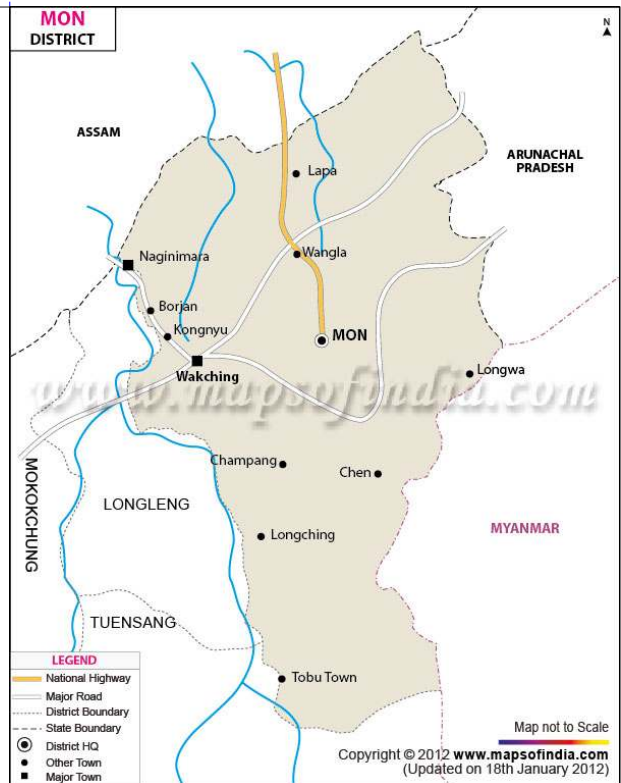
This shows shortage of classrooms and shortage of teaching staff.

Enrolment : Under 2007-08 total enrolment for Primary classes is 30,617 and for Upper Primary classes is 15,304 i.e. total 45,921 students.

PTR (Pupils Teachers Ratio) in the district was 22 in Primary Schools, 34 in Primary + Upper Primary Schools, 52 in Primary + Secondary + Higher Secondary Schools, 13 in Upper Primary Schools, 19 in Upper Primary + Secondary Schools.

26% Primary Schools have less than 50 students. 35.7% Upper Primary Schools have also less than this number. Students with PTR over 100 account for only 0.6%.

Dropout rate is 36.7% of all students.



Conditions of classrooms : There are 1654 classrooms for all classes. Out of 922 classrooms of Primary Schools, 484 (47.4%) are in good condition, 225 (27.4%) need minor repairs, 232 (25.2%) need major repairs.

The same trend continues with higher categories of schools.

Condition of building of schools: Of the total 274 schools, 23 are pucca, 188 partially pucca, 40 kuccha, 22 multiple type and one without building.

Qualification of teachers : Out of the total 1777 teachers, 411 have below Secondary education, 394 Secondary education, 359 Higher Secondary education, 535 Graduates, 65 Post Graduates, one M.Phil and 3 have other qualification.

Enrolment by medium of instructions : In case of Mon district 42,749 students used English, 2405 used other languages and 167 used Hindi.

SOURCE: Datas have been taken from the In-depth analysis of District Elementary Education Report Card 2007-2009 issued by NUEPA on the states of literacy.

12 STATE
ORISSA
DISTRICTS
RAYAGADA DISTRICT

TOTAL POPULATION

LITERACY	MALE	FEMALE
2011	62.61%	39.87%

Female literacy 44.41% is the 13th lowest in 644 districts of India

TOTAL PRIMARY SCHOOLS	1820 in 2001
------------------------------	---------------------

Out of 1278 Primary only Schools : 230 single classrooms in primary schools, 163 single teacher schools and 53 schools with student classrooms ratio over 60.

Enrolment of students for Primary classes 113,699

Enrolment of student for Upper Primary classes
24,634
Total 138,333

Total number of classrooms 5114. Number of students per classrooms 27.04 in the district. Orissa average students per class 30 and all India average for students per class 33.

It shows that all classes are overcrowded.

PTR – 24.05 Pupils Teachers Ratio was 37 for Upper Primary + Secondary schools abnormally high.

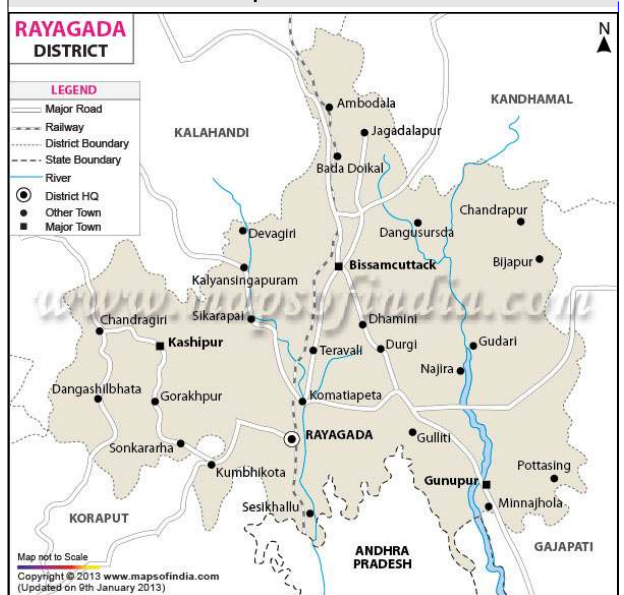
Students Classrooms Ratio for Orissa is 33 and for all India 32.

Dropout rate in Class V - 48.2% is alarmingly higher. Steps should be taken to encourage Class V students to continue their studies.

Condition of classrooms: Of a total 5114 classrooms in all schools of Rayagada: 2576 are in good condition, 1420 needs minor repairs, 1164 need major repairs and 1700 classrooms do not fall in any set category and should be reconstructed to fall in prescribed categories.

Condition of Buildings : Of the 1763 schools surveyed. Out of which 587 were pucca, 439 partially pucca, 19 kuccha, 618 multiple type and 100 were without building.

Multiple type schools, kuccha and partially kuccha schools should be upgraded to pucca schools as soon as possible.



Qualification of teachers : Out of the total 5750 teachers, 278 below Secondary education, 1965 Secondary education, 946 Higher Secondary education, 1913 Graduates, 332 Post Graduates and 10 are M. Phil.

More female teachers need to be employed so that more female students are attracted to schools.

Medium of Instructions : 98.07% students opted for Hindi medium, 1.3% opted for Urdu medium and 346 opted other languages as medium.

Note :- In the above report figures of 2001 have been retained. It includes Census of India 2011 literacy figures. The purpose is to analyze the 2001 states of literacy progress till 2011.

Sources : Datas have been taken from the In-depth analysis of District Elementary Education Report Card 2007-2009 issued by NUEPA on the states of literacy.

13 STATE
RAJASTHAN
DISTRICTS
JAISALMER DISTRICT

TOTAL POPULATION		
LITERACY	MALE	FEMALE
2011	73.09%	40.23%
2001	66.26%	32.05%

15th lowest Female Literacy 40.23% among all 644 districts of India

TOTAL PRIMARY AND TOTAL SCHOOLS	1522
TOTAL NUMBER OF TEACHERS	4541

Out of 1090 Primary Schools : 75 (6.9%) are single classroom schools, 758 (69.6%) schools are single teacher schools and 44 (4.1%) of

1090 Primary schools are with student classroom ratio are 60.

Huge overcrowding in classrooms in Primary + Secondary + Higher Secondary schools, Upper Primary Schools and Upper Primary + Secondary schools is also recorded.

This pathetic state of affairs calls for immediate recruitment of more teachers also construction of more classrooms.



Enrolment : Under 2007-08 the total number of students enrolled for primary classes is 106,329 and for upper primary classes is 21,332 i.e. total 127,661 students.

PTR (Pupil Teachers Ratio) in the district was 33 in Primary Schools as compared to 27 in all schools in Rajasthan in 2009-2010. It goes up to 28 in Primary + Upper Primary Schools but PTR in Rajasthan was 27 as per PNUPEA. This figure for all India is 32.

SCR (Students Classroom Ratio) in the district was 20 in Primary only Schools; 23 in Primary + Upper Primary; 25 in Primary + Secondary + Higher Secondary Schools. It was 24 in Rajasthan Schools and 32 in all India.

Dropout rate in Class V is 35.9. Remedial measures should be taken to correct this serious flow.

Condition of classrooms: 5539 classrooms for all schools are there. Of the 2981 classrooms of Primary Schools, 1976 (66.3%) are in good condition, 703 (23.6%) need minor repairs and 331 (11.1%) need major repairs. The same trend continues with higher categories of schools.

Construction of buildings of schools: Of the total 1522 schools, 1459 are pucca, 6 partially pucca, 1 kuccha, 13 multiple type and 46 are operating in the open, without buildings. District administration must immediately ensure proper construction of the schools, especially where 46 schools are operating without buildings.

Qualification of teachers : Of the total 6848 regular and 584 Para teachers: 285 (3.83%) below Secondary education, 299 (2.99%) Secondary education, 4062 (54.65%) Higher Secondary, 1799 (24.2%) Graduates, 952 (12.8%) Post Graduates, 13 Nos. M. Phil and 20 are other qualifications. Quality of education of teachers needs serious improvements.

Enrolment by medium of instructions: In case of Jaisalmer, 125146 (99.4%) students used Hindi, 659 used English. Those students who used English stand some chance of finding jobs.

SOURCE : Datas have been taken from the In-depth analysis of District Elementary Education Report Card 2007-2009 issued by NUEPA on the states of literacy.

14 STATE
UTTAR PRADESH
DISTRICTS
SHRAWASTI DISTRICT

TOTAL POPULATION		
LITERACY	MALE	FEMALE
2011	59.55%	37.70%

6th lowest rank in Female Literacy among all 644 districts of India.

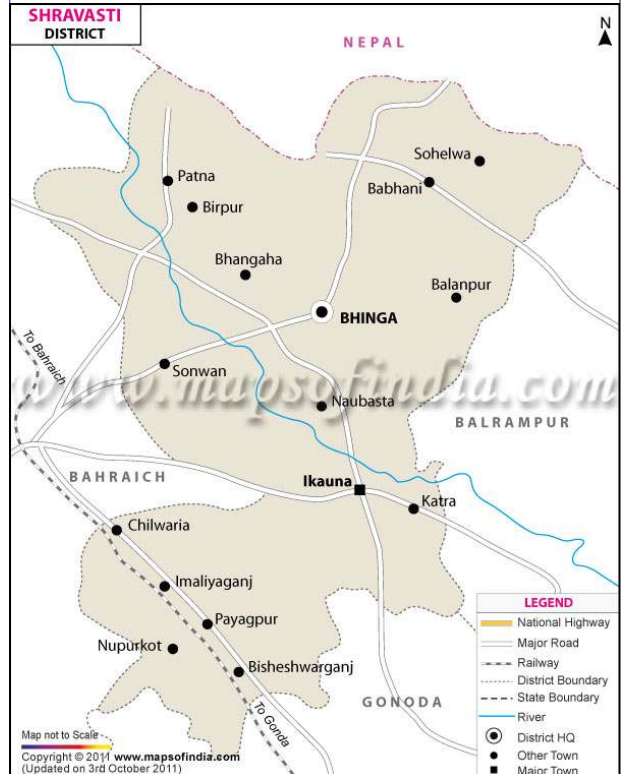
TOTAL PRIMARY AND TOTAL SCHOOLS	3
TOTAL NUMBER OF TEACHERS	4541

Roughly the number of students per classroom 36

PTR (Pupils Teachers Ratio) – in Shrawasti district is roughly 58.48. Of the total 1161 schools, in 820 Primary only Schools PTR is 62, in 18 Primary + Upper Primary Schools PTR is 39, in Primary + Secondary + Higher Secondary schools PTR is 63 and in Upper Primary + Secondary schools PTR is 35.

SCR (Students Classrooms Ratio): 43 in Primary only Schools, 38 in Primary + Upper Primary Schools, 31 in Primary + Secondary + Higher Secondary Schools. In all UP Schools, PTR is 45.

Dropout rate after passing Class V is 48.2% which is a huge loss to the efforts of the Govt. in literacy. Efforts should be made to ensure that no children leave the school without unavoidable reasons.



Conditions of classrooms : Out of a total 4952 classrooms in all schools of Shrawasti: 81.56% are in good condition, 14.86% need minor repairs and 3.58% need major repairs. 1700 classrooms do not fall in any set category and should be altered/repared, reconstructed to fall in prescribed categories.

Condition of Schools Buildings : Total 1161 schools surveyed: in which 1092 are Pucca, 11 partially Pucca, 48 Multiple type, 5 have no building. Partially pucca, kuccha and multiple type buildings should be upgraded to pucca structures. It is important to construct buildings for 5 schools which are without building.

Qualification of teachers : Total 3093 numbers of teachers surveyed. Out of this 46 (1.5%) held below secondary, 164 (5.3%) were secondary, 1197 (38.7%) higher secondary, 1007 (32.6%) Graduates, 592 (19.13%) Post Graduates, 7 M.Phil and 26 held other qualifications.

It is unfortunate that less than 1/5th number of teachers only were graduates. The district needs to employ more qualified teachers.

Enrolment of medium of instructions : Out of a total of 177,738 students, 174,312 (98.07%) received instructions in Hindi, 2311 (1.3%) in Urdu language and 346 in other languages.

SOURCE: Datas have been taken from the In-depth analysis of District Elementary Education Report Card 2007-2009 issued by NUEPA on the states of literacy.